

Summary Results Report
TX Ochiltree 231107 Amendment Election
November 07, 2023

UNOFFICIAL RESULTS

Ochiltree County

Statistics

	TOTAL	Absentee	Early Voting	Election Day
Election Day Precincts Reporting	4 of 4	0	0	4
Precincts Complete	0 of 4	0	0	0
Precincts Partially Reported	4 of 4	0	0	4
Absentee/ Early Precincts Reporting	4 of 4	4	4	0
Registered Voters - Total	5,094			
Ballots Cast - Total	785	57	246	482
Ballots Cast - Blank	0	0	0	0
Voter Turnout - Total	15.41%			



Summary Results Report
 TX Ochiltree 231107 Amendment Election
 November 07, 2023

UNOFFICIAL RESULTS

Ochiltree County

STATE PROP 1

Vote For 1

	TOTAL	Absentee	Early Voting	Election Day
For	724	53	224	447
Against	58	4	22	32
Overvotes	0	0	0	0
Undervotes	3	0	0	3

STATE PROP 2

Vote For 1

	TOTAL	Absentee	Early Voting	Election Day
For	388	32	133	223
Against	381	22	109	250
Overvotes	1	0	1	0
Undervotes	15	3	3	9

STATE PROP 3

Vote For 1

	TOTAL	Absentee	Early Voting	Election Day
For	649	47	195	407
Against	124	10	47	67
Overvotes	3	0	1	2
Undervotes	9	0	3	6

STATE PROP 4

Vote For 1

	TOTAL	Absentee	Early Voting	Election Day
For	614	39	178	397
Against	150	12	64	74
Overvotes	2	1	1	0
Undervotes	19	5	3	11

STATE PROP 5

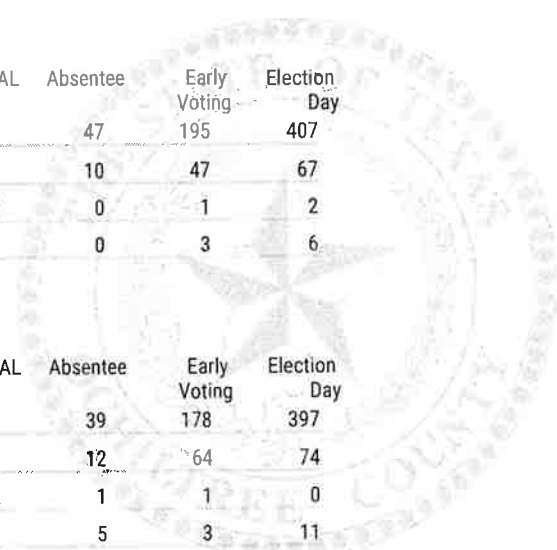
Vote For 1

	TOTAL	Absentee	Early Voting	Election Day
For	361	27	135	199
Against	398	25	107	266
Overvotes	0	0	0	0
Undervotes	26	5	4	17

STATE PROP 6

Vote For 1

	TOTAL	Absentee	Early Voting	Election Day
For	562	39	183	340
Against	203	16	60	127
Overvotes	1	0	0	1
Undervotes	19	2	3	14



Summary Results Report
 TX Ochiltree 231107 Amendment Election
 November 07, 2023

UNOFFICIAL RESULTS

Ochiltree County

STATE PROP 7

Vote For 1

	TOTAL	Absentee	Early Voting	Election Day
For	533	36	160	337
Against	234	17	82	135
Overvotes	2	0	1	1
Undervotes	16	4	3	9

STATE PROP 8

Vote For 1

	TOTAL	Absentee	Early Voting	Election Day
For	401	32	146	223
Against	358	21	94	243
Overvotes	0	0	0	0
Undervotes	26	4	6	16

STATE PROP 9

Vote For 1

	TOTAL	Absentee	Early Voting	Election Day
For	620	33	203	384
Against	150	18	42	90
Overvotes	1	0	1	0
Undervotes	14	6	0	8

STATE PROP 10

Vote For 1

	TOTAL	Absentee	Early Voting	Election Day
For	378	31	133	214
Against	381	21	107	253
Overvotes	1	0	0	1
Undervotes	25	5	6	14

STATE PROP 11

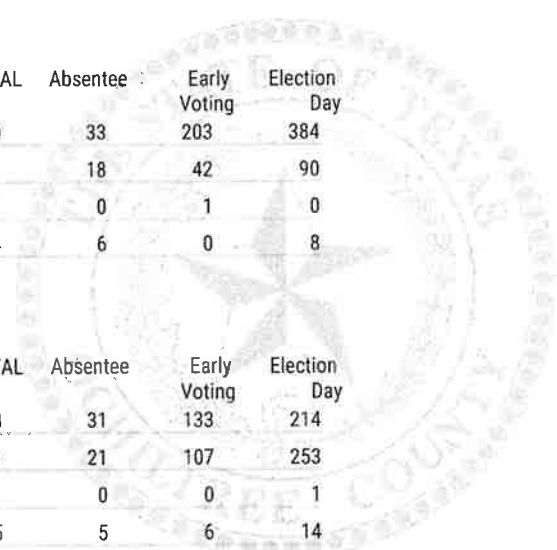
Vote For 1

	TOTAL	Absentee	Early Voting	Election Day
For	374	22	126	226
Against	355	27	100	228
Overvotes	1	0	0	1
Undervotes	55	8	20	27

STATE PROP 12

Vote For 1

	TOTAL	Absentee	Early Voting	Election Day
For	240	22	67	151
Against	478	24	163	291
Overvotes	0	0	0	0
Undervotes	67	11	16	40



Summary Results Report
 TX Ochiltree 231107 Amendment Election
 November 07, 2023

UNOFFICIAL RESULTS

Ochiltree County

STATE PROP 13

Vote For 1

	TOTAL	Absentee	Early Voting	Election Day
For	362	22	99	241
Against	397	28	141	228
Overvotes	1	0	0	1
Undervotes	25	7	6	12

STATE PROP 14

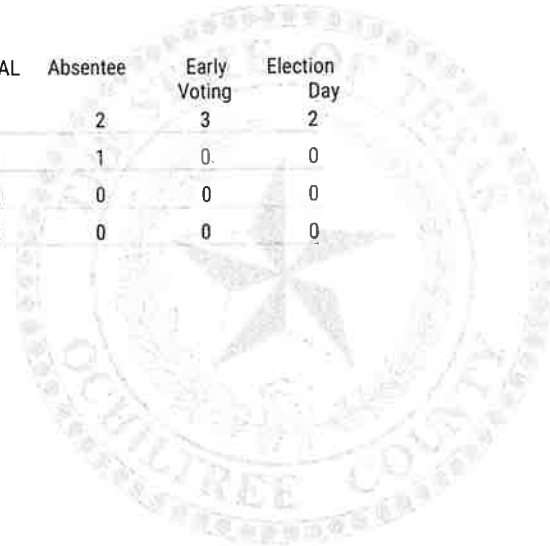
Vote For 1

	TOTAL	Absentee	Early Voting	Election Day
For	417	33	140	244
Against	341	19	103	219
Overvotes	1	0	0	1
Undervotes	26	5	3	18

PROPOSITION A Booker ISD

Vote For 1

	TOTAL	Absentee	Early Voting	Election Day
For	7	2	3	2
Against	1	1	0	0
Overvotes	0	0	0	0
Undervotes	0	0	0	0



Precinct 1

Statistics	TOTAL
Registered Voters - Total	914
Ballots Cast - Total	96
Ballots Cast - Blank	0
Voter Turnout - Total	10.50%

STATE PROP 1

Vote For 1

	TOTAL
For	86
Against	10

STATE PROP 2

Vote For 1

	TOTAL
For	50
Against	45

STATE PROP 3

Vote For 1

	TOTAL
For	80
Against	15

STATE PROP 4

Vote For 1

	TOTAL
For	75
Against	17

STATE PROP 5

Vote For 1

	TOTAL
For	44
Against	51

STATE PROP 6

Vote For 1

	TOTAL
For	66
Against	28

STATE PROP 7

Vote For 1

	TOTAL
For	57
Against	37

STATE PROP 8

Vote For 1

	TOTAL
For	51
Against	43



Precinct 1

STATE PROP 9

Vote For 1

	TOTAL
For	72
Against	23

STATE PROP 10

Vote For 1

	TOTAL
For	49
Against	46

STATE PROP 11

Vote For 1

	TOTAL
For	43
Against	51

STATE PROP 12

Vote For 1

	TOTAL
For	31
Against	59

STATE PROP 13

Vote For 1

	TOTAL
For	50
Against	45

STATE PROP 14

Vote For 1

	TOTAL
For	56
Against	40

PROPOSITION A Booker ISD

Vote For 1

	TOTAL
For	7
Against	1



Precinct 2

Statistics	TOTAL
Registered Voters - Total	1,120
Ballots Cast - Total	148
Ballots Cast - Blank	0
Voter Turnout - Total	13.21%

STATE PROP 1

Vote For 1

	TOTAL
For	135
Against	12

STATE PROP 2

Vote For 1

	TOTAL
For	74
Against	69

STATE PROP 3

Vote For 1

	TOTAL
For	125
Against	20

STATE PROP 4

Vote For 1

	TOTAL
For	120
Against	24

STATE PROP 5

Vote For 1

	TOTAL
For	68
Against	69

STATE PROP 6

Vote For 1

	TOTAL
For	96
Against	46

STATE PROP 7


Vote For 1

	TOTAL
For	99
Against	45

STATE PROP 8

Vote For 1

	TOTAL
For	84
Against	57



Precinct 2

STATE PROP 9

Vote For 1

	TOTAL
For	118
Against	26

STATE PROP 10

Vote For 1

	TOTAL
For	73
Against	66

STATE PROP 11

Vote For 1

	TOTAL
For	59
Against	68

STATE PROP 12

Vote For 1

	TOTAL
For	44
Against	87

STATE PROP 13

Vote For 1

	TOTAL
For	74
Against	64

STATE PROP 14

Vote For 1

	TOTAL
For	84
Against	52



Precinct 3

Statistics	TOTAL
Registered Voters - Total	1,665
Ballots Cast - Total	351
Ballots Cast - Blank	0
Voter Turnout - Total	21.08%

STATE PROP 1

Vote For 1

	TOTAL
For	321
Against	28

STATE PROP 2

Vote For 1

	TOTAL
For	153
Against	189

STATE PROP 3

Vote For 1

	TOTAL
For	282
Against	61

STATE PROP 4

Vote For 1

	TOTAL
For	260
Against	79

STATE PROP 5

Vote For 1

	TOTAL
For	156
Against	183

STATE PROP 6

Vote For 1

	TOTAL
For	252
Against	88

STATE PROP 7

Vote For 1

	TOTAL
For	242
Against	100

STATE PROP 8

Vote For 1

	TOTAL
For	171
Against	166



Precinct 3

STATE PROP 9

Vote For 1

	TOTAL
For	270
Against	74

STATE PROP 10

Vote For 1

	TOTAL
For	153
Against	185

STATE PROP 11

Vote For 1

	TOTAL
For	170
Against	156

STATE PROP 12

Vote For 1

	TOTAL
For	102
Against	213

STATE PROP 13

Vote For 1

	TOTAL
For	154
Against	185

STATE PROP 14

Vote For 1

	TOTAL
For	175
Against	161



Precinct 4

Statistics	TOTAL
Registered Voters - Total	1,395
Ballots Cast - Total	190
Ballots Cast - Blank	0
Voter Turnout - Total	13.62%

STATE PROP 1

Vote For 1

	TOTAL
For	182
Against	8

STATE PROP 2

Vote For 1

	TOTAL
For	111
Against	78

STATE PROP 3

Vote For 1

	TOTAL
For	162
Against	28

STATE PROP 4

Vote For 1

	TOTAL
For	159
Against	30

STATE PROP 5

Vote For 1

	TOTAL
For	93
Against	95

STATE PROP 6

Vote For 1

	TOTAL
For	148
Against	41

STATE PROP 7


Vote For 1

	TOTAL
For	135
Against	52

STATE PROP 8

Vote For 1

	TOTAL
For	95
Against	92



Precinct 4

STATE PROP 9

Vote For 1

	TOTAL
For	160
Against	27

STATE PROP 10

Vote For 1

	TOTAL
For	103
Against	84

STATE PROP 11

Vote For 1

	TOTAL
For	102
Against	80

STATE PROP 12

Vote For 1

	TOTAL
For	63
Against	119

STATE PROP 13

Vote For 1

	TOTAL
For	84
Against	103

STATE PROP 14

Vote For 1

	TOTAL
For	102
Against	88

